

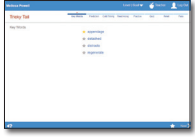


Read Naturally **Live** Steps



1. Select a Story

Click the story you want to read.



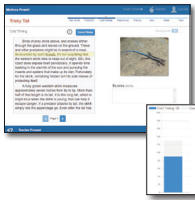
2. Key Words

Click to learn the key words.



3. Prediction

Predict what the story will be about.



4. Cold Timing

Time yourself reading, and then view the graph.



5. Read Along

Read along with the narrator.



6. Practice

Practice reading on your own.



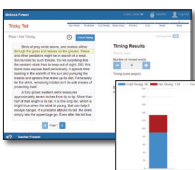
7. Quiz

Answer the quiz questions.



8. Retell/Word List-Spelling

Retell the story or practice reading words from a phonics lesson.



9. Pass

Read the story to your teacher, and then view the results together.



Opening Read Naturally Live

On the Student Login page, enter your account ID, user ID, and password, and click **Log In**.



Closing Read Naturally Live

Always click **Log Out** to close the program.



Progress Bar

The bar at the top of the screen shows where you are in the steps.



Repeating Instructions

Click to hear the instructions again.



Using the Reading Guide

Click to turn the reading guide on or off.



Starting the Timer

Click to start timing yourself reading the story.



Stopping and Restarting

Click if you want to stop reading so you can start over.



Finishing a Story

Click if you finish reading a story before the bell sounds.



Wordtastic

Play this word game while you wait for your teacher to log in. Click the best answer to score points.