


Read Live

One Minute Reader Live Basics



One Minute Reader Live Basics

Why It Works

How It Works




Placing
Students

Meeting
Various
Needs





Focus: Fluency & Phonics
Additional Support: Vocabulary, Spelling, and Comprehension



Focus: Phonics
Additional Support: Fluency, Spelling, and Phonemic Awareness







Focus: Fluency
Additional Support: Vocabulary and Comprehension



Focus: Fluency
Additional Support: Vocabulary and Comprehension

Read Live Programs

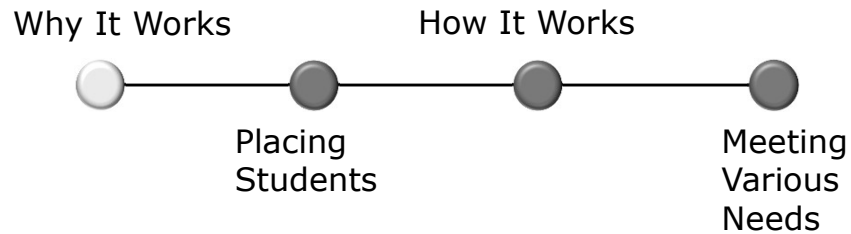
	 Read Naturally Live	 Word Warm-ups Live	 One Minute Reader Live	 Read Naturally Live-Español
Purpose	Fluency intervention that supports vocabulary, comprehension, and phonics (Phonics series)	<ul style="list-style-type: none"> Phonics intervention Can be paired with Read Naturally Live for fluency 	<ul style="list-style-type: none"> Structured, independent reading practice for any student Extra practice for a student working in RNL and/or WWL 	<ul style="list-style-type: none"> Builds native-Spanish speakers' fluency in reading Spanish Supports any student's Spanish reading development
Fluency, Vocabulary, Comprehension	<ul style="list-style-type: none"> Sequenced 1.0 – 8.0 Idioms 3.0 – 4.5 	One story exercise in each section	Levels E – 5 (early first through mid-fifth grade)	Sequenced 1.0 – 5.6
Phonics Emphasis	Phonics 0.8 – 2.7 Instruction in context of nonfiction stories	<ul style="list-style-type: none"> Level 1: One-syllable Level 2: Two-syllable Level 3: Multisyllabic 	No	No
English Learners	<ul style="list-style-type: none"> English content English or Spanish directions Spanish read along option 	English content	English content	<ul style="list-style-type: none"> Spanish content Spanish or English directions English read along option
Teacher Required	<ul style="list-style-type: none"> Cold-timing step (optional) Pass step 	Pass step	Students work independently	<ul style="list-style-type: none"> Cold-timing step (optional) Pass step

Program Comparison



Use/ appropriate for	Any student needing reading intervention (Special Ed, Title 1, Tier 2 or 3 intervention)	<ul style="list-style-type: none"> Any student who would benefit from structured, independent reading Additional practice for a student also working in Read Naturally Live
Content	<ul style="list-style-type: none"> Reading levels 1-8 (29 levels) Series include Sequenced, Phonics, Idioms, and Español 	<ul style="list-style-type: none"> Reading levels E-5 (6 levels) Stories grouped by theme/topic
Teacher Involvement	Students work mostly independently—teacher involvement for some steps	Students work without direct teacher involvement
Reports	Reports for monitoring progress (fluency, comprehension, phonics)	Reports for monitoring progress (fluency, comprehension)

One Minute Reader Live Basics



Why It Works

Research-based Program

- Structured, independent reading practice for developing readers of all ages, and without direct teacher involvement
- Highly-effective instruction using the Read Naturally Strategy
- Improvement in fluency, vocabulary, and comprehension

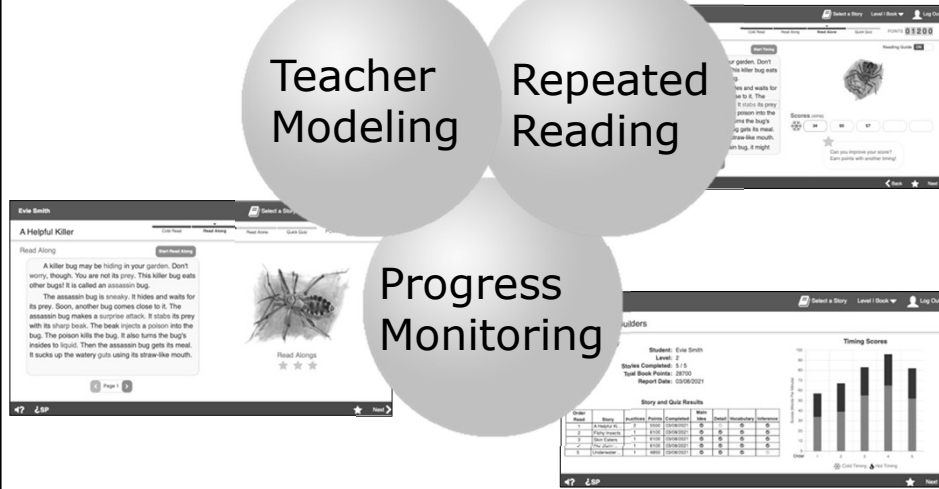


Read Naturally Strategy

Teacher
Modeling

Repeated
Reading

Progress
Monitoring

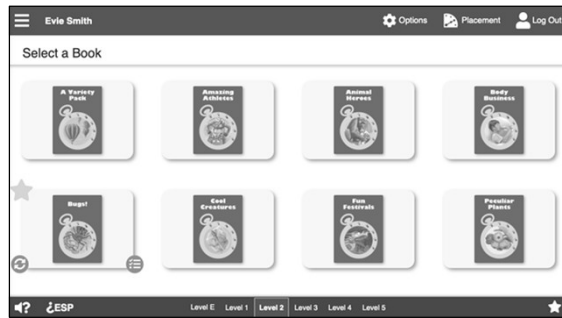


One Minute Reader Live Levels

E	Early first-grade reading level	Stories consist of a few short, simple sentences with several words repeated.
1	Middle first-grade reading level	Stories consist of a few short, simple sentences with very few difficult words.
2	Middle second-grade reading level	Stories consist of simple sentences with a few difficult words.
3	Middle third-grade reading level	Stories consist of longer sentences with several difficult words.
4	Middle fourth-grade reading level	Stories consist of some complex sentences with more difficult words.
5	Middle fifth-grade reading level	Stories consist of complex text with more advanced concepts.

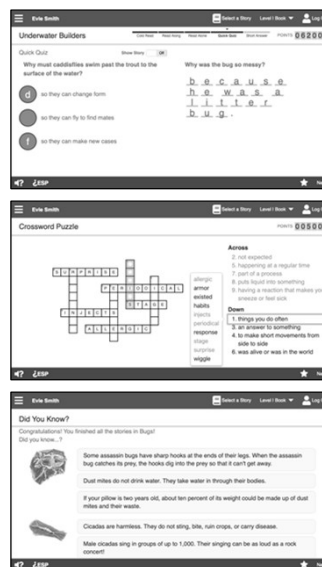
One Minute Reader Live Content

- Eight books per level
- Five non-fiction stories per book
- Interactive vocabulary
- Quick Quiz
- Short Answer



Engaging Activities

- Quick Quiz/Joke Jumble
- Crossword Puzzles
- Did You Know?
- Fun activities and gamified experience



One Minute Reader Live Benefits

- Structured, independent reading
- Motivating, informational text for reluctant readers
- Challenging reading material for young, advanced readers
- Extra reading practice at home or at school



Why It Works

Independent Program

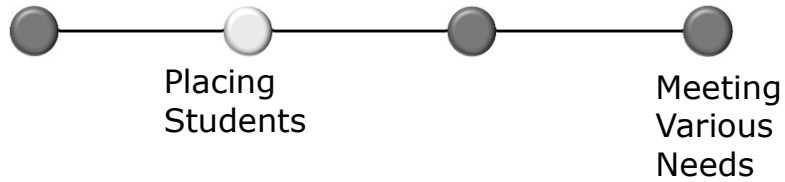
- Placement is not required.
- Students work independently.
- Program suggests content to a student but does not restrict the stories in which a student can work.



One Minute Reader Live Basics

Why It Works

How It Works



Placing Students

Placement Options

i Welcome to One Minute Reader!

Would you like to take a placement test to help you select a level?

Take
Placement Test

Student led

- Select a level
- 1-minute timing
- Is it a good fit?

Teacher led

Skip
Placement Test

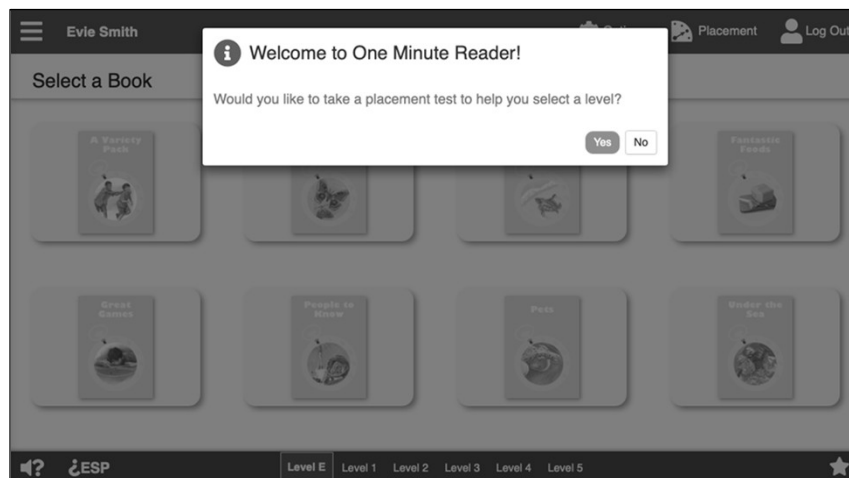
- Select any level, book, and story (Default—Level E)
- Move freely between levels, books, and stories

Demonstration: Placement



Placing Students

Placement Invitation



Select a Level

≡ Evie Smith

Close

One Minute Reader Placement Step 1: Select a level to test

To teachers and parents,
Students improve faster when they work in One Minute Reader levels that are right for them.
This assessment times students reading the placement passage(s) selected, each for one minute.
The results will recommend a level that best fits the student.

When using this assessment, keep in mind that reading levels are not the same as grade levels.

Select a level to test.

☐ E

☐ 1

☒ 2

☐ 3

🔊 ? ESP

Next >

Start Timing

≡ Evie Smith

Close

Quicksand

Placement Step 2: Timing


Start Timing

Reading Guide ☒ ON

Imagine walking on the beach. Suddenly, the sand under your feet starts to move! You've stepped in a pool of quicksand! What should you do? Will you sink, like people do in the movies?

You might start to sink, but don't worry. If you relax, quicksand is not very dangerous. Spread out your arms and legs. Stay mostly still. You will slowly float to the top of the quicksand. Then you can crawl out.

Quicksand is just sand mixed with a lot of water.



< Page 1 >

🔊 ? ESP

Next >

Placement Timing Score

Evie Smith

Close

Quicksand

Placement Step 2: Timing


Start Timing

Reading Guide ☒ ON

Imagine walking on the beach. Suddenly, the sand under your feet starts to move! You've stepped in a pool of quicksand! What should you do? Will you sink, like people do in the movies?

You might start to sink, but don't worry. If you relax, quicksand is not very dangerous. Spread out your arms and legs. Stay mostly still. You will slowly float to the top of the quicksand. Then you can crawl out.

Quicksand is just sand mixed with a lot of water.



Timing Results (WPM):
34

< Page 1 >

🔊 ?

ESP

Next >

Does It Seem Like a Good Fit?

Evie Smith

Close

Placement Step 3: Recommendation

One Minute Reader Live does not limit students to the levels its placement process recommended. Tell each student in which level she should work.

Student's Results

Placement Testing Level	Student Score	Placement Range
2	34	30 - 60

Recommendation Message:
 This level seems like a good fit.

🔊 ?

ESP

Next >

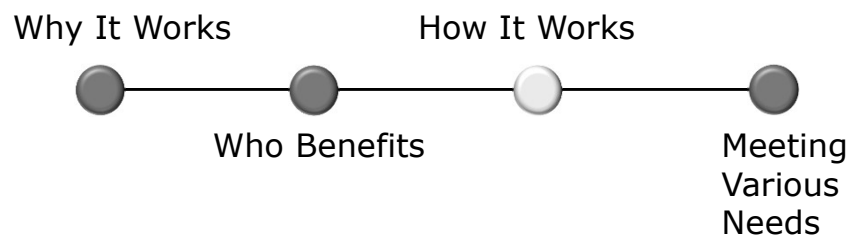
Takeaway

Teacher Led Placement Directions

- ☐ Select a level.
- ☐ Conduct a 1-minute timing.
- ☐ Decide if the recommended level is a good fit.



One Minute Reader Live Basics




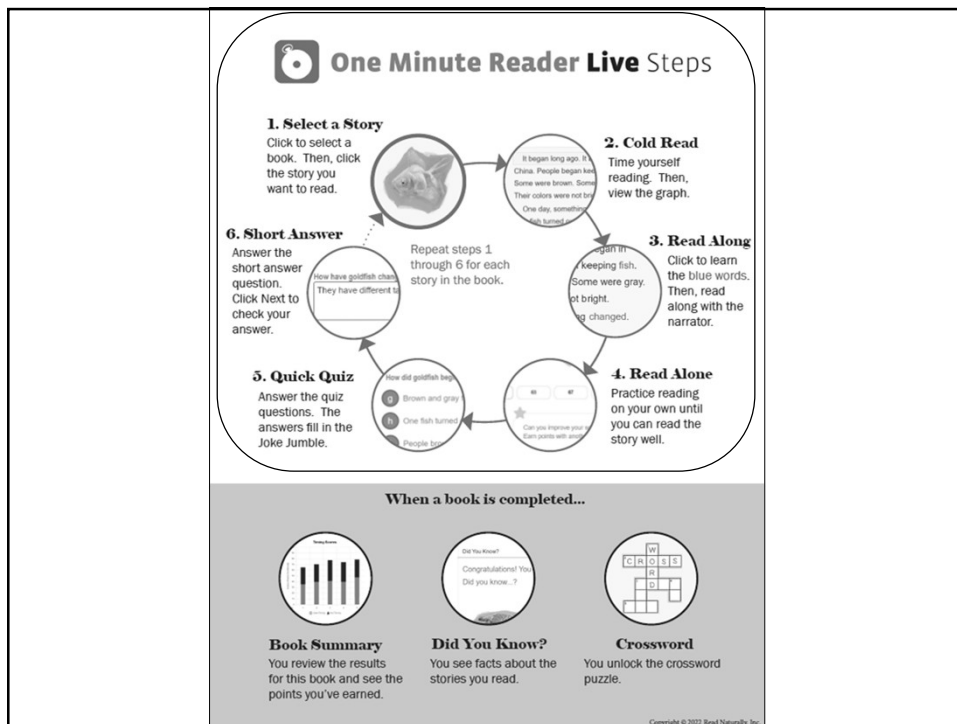
One Minute Reader Live Levels

E	Early first-grade reading level	Stories consist of a few short, simple sentences with several words repeated.
1	Middle first-grade reading level	Stories consist of a few short, simple sentences with very few difficult words.
2	Middle second-grade reading level	Stories consist of simple sentences with a few difficult words.
3	Middle third-grade reading level	Stories consist of longer sentences with several difficult words.
4	Middle fourth-grade reading level	Stories consist of some complex sentences with more difficult words.
5	Middle fifth-grade reading level	Stories consist of complex text with more advanced concepts.

One Minute Reader Live Steps

1. Select a Story
2. Cold Read
3. Read Along
4. Read Alone
5. Quick Quiz
6. Short Answer





How It Works

Takeaway

Getting Started

- ☐ Have access to Read Live.
- ☐ Add students.
- ☐ Place students (optional).
- ☐ License students.
- ☐ Teach students to do the steps.

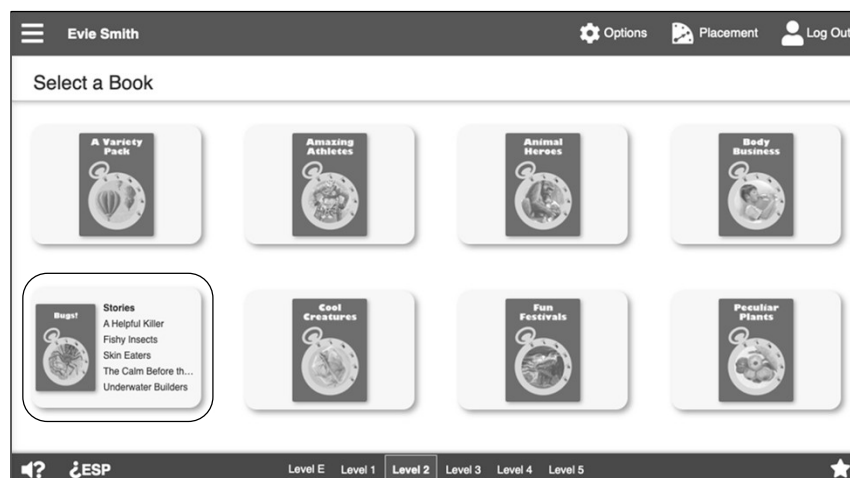


Demonstration: Getting Started

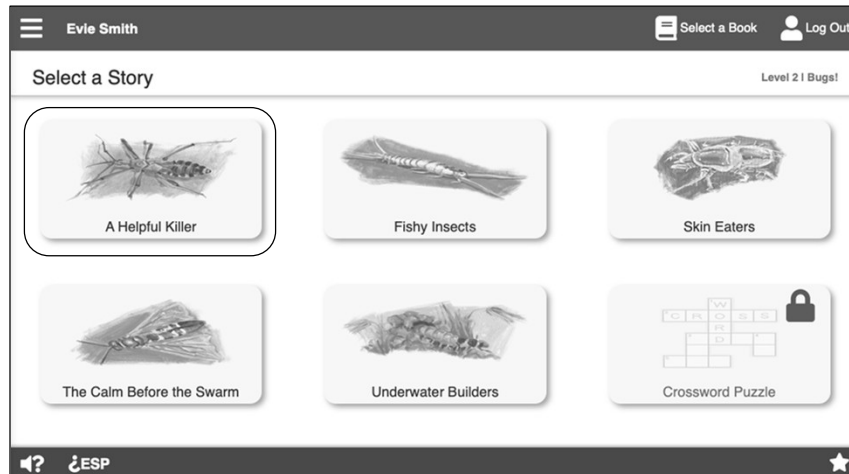


How It Works

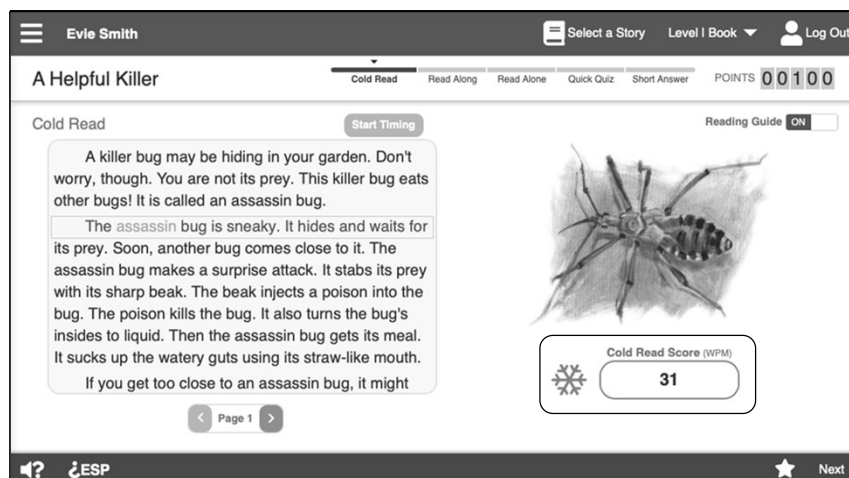
Select a Book



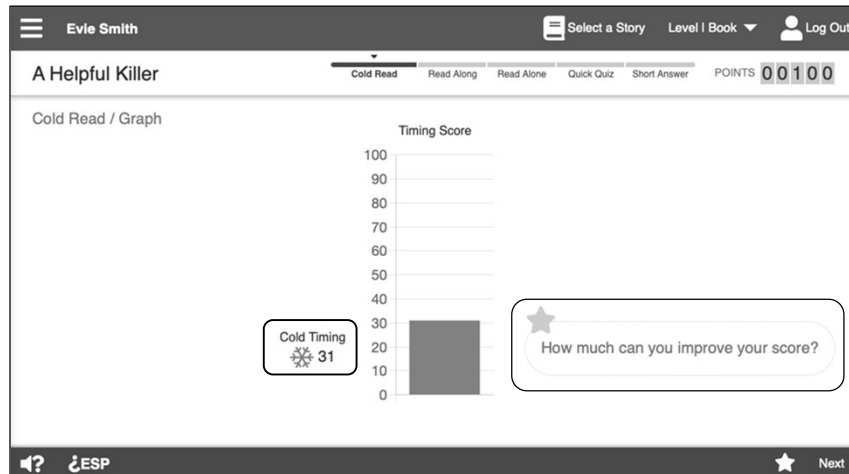
Select a Story



Cold Read



Cold Read/Graph



Read Along

The screenshot shows the 'Read Along' interface for the story 'A Helpful Killer'. The top navigation bar is identical to the previous screenshot. Below the story title, there are tabs for 'Cold Read', 'Read Along', 'Read Alone', 'Quick Quiz', and 'Short Answer'. The 'POINTS' section shows '01000'. The main area features a 'Read Along' section with a 'Start Read Along' button. The text reads: 'A killer bug may be hiding in your garden. Don't worry, though. You are not its prey. This killer bug eats other bugs! It is called an assassin bug. The assassin bug is sneaky. It hides and waits for its prey. Soon, another bug comes close to it. The assassin bug makes a surprise attack. It stabs its prey with its sharp beak. The beak injects a poison into the bug. The poison kills the bug. It also turns the bug's insides to liquid. Then the assassin bug gets its meal. It sucks up the watery guts using its straw-like mouth.' To the right of the text is an illustration of an assassin bug. Below the text is a 'Page 1' indicator. A 'Read Alongs' section with three stars is also visible. The bottom bar includes a speaker icon, 'ESP', a star icon, and a 'Next' button.

Read Alone

The screenshot shows the 'Read Alone' mode for the story 'A Helpful Killer' by Evie Smith. The interface includes a top navigation bar with 'Select a Story', 'Level | Book', and 'Log Out'. Below the story title, there are tabs for 'Cold Read', 'Read Along', 'Read Alone' (selected), 'Quick Quiz', and 'Short Answer'. The 'POINTS' section shows '01200'. The 'Read Alone' section features a 'Start Timing' button and a 'Reading Guide' toggle set to 'ON'. The main text area contains two paragraphs about assassin bugs. To the right, there is an illustration of an assassin bug and a 'Scores (WPM)' section with a snowflake icon and three boxes containing the numbers 31, 50, and 57. A star icon and a callout box encourage improvement: 'Can you improve your score? Earn points with another timing!'. At the bottom, there are navigation buttons for 'Back' and 'Next'.

Hot Timing Graph



Quick Quiz

The screenshot shows the 'Quick Quiz' section of the 'A Helpful Killer' story. The interface includes a top navigation bar with 'Evie Smith', 'Select a Story', 'Level 1 Book', and 'Log Out'. Below the story title, there are tabs for 'Cold Read', 'Read Along', 'Read Alone', 'Quick Quiz' (selected), and 'Short Answer'. The 'POINTS' are 06800. The 'Quick Quiz' section has a 'Show Story' toggle set to 'Off'. The first question is 'Why does the story say the assassin bug is sneaky?' with three radio button options: 'r' (It has long legs and a small head.), 't' (It hides and then makes a surprise attack.), and 'i' (It sucks up a bug's watery guts.). The second question is 'Why was the bug so messy?' with a word search grid containing the letters C, S, W, and i.

Evie Smith Select a Story Level 1 Book Log Out

A Helpful Killer Cold Read Read Along Read Alone Quick Quiz Short Answer POINTS 06800

Quick Quiz Show Story Off

Why does the story say the assassin bug is sneaky?

☐ r It has long legs and a small head.

☐ t It hides and then makes a surprise attack.

☐ i It sucks up a bug's watery guts.

Why was the bug so messy?

___ C ___ S ___

___ W ___

___ i ___

___ .

Next >

Short Answer

The screenshot shows the 'Short Answer' section of the 'A Helpful Killer' story. The interface includes a top navigation bar with 'Evie Smith', 'Select a Story', 'Level 1 Book', and 'Log Out'. Below the story title, there are tabs for 'Cold Read', 'Read Along', 'Read Alone', 'Quick Quiz', and 'Short Answer' (selected). The 'POINTS' are 06800. The 'Short Answer' section contains a text box with the following text: 'A killer bug may be hiding in your garden. Don't worry, though. You are not its prey. This killer bug eats other bugs! It is called an assassin bug. The assassin bug is sneaky. It hides and waits for its prey. Soon, another bug comes close to it. The assassin bug makes a surprise attack. It stabs its prey with its sharp beak. The beak injects a poison into the bug. The poison kills the bug. It also turns the bug's insides to liquid. Then the assassin bug gets its meal. It sucks up the watery guts using its straw-like mouth. If you get too close to an assassin bug, it might'. To the right, there is a question: 'Why is it important that the assassin bug's poison turns the prey's guts into liquid?' with a text box containing the answer: 'The assassin bug can suck up the watery guts of the bug. It uses its straw-like mouth to suck.' Below this, there is a 'Correct answer may include:' section with a text box containing: 'the assassin bug has a straw-like mouth; they prey's guts need to be a watery liquid in order for the assassin bug to suck them up; the assassin'. A 'Hide correct answer' link is next to it. At the bottom, there is a 'Is this answer correct?' section with radio buttons for 'Yes' and 'No, try again'.

Evie Smith Select a Story Level 1 Book Log Out

A Helpful Killer Cold Read Read Along Read Alone Quick Quiz Short Answer POINTS 06800

Short Answer

A killer bug may be hiding in your garden. Don't worry, though. You are not its prey. This killer bug eats other bugs! It is called an assassin bug. The assassin bug is sneaky. It hides and waits for its prey. Soon, another bug comes close to it. The assassin bug makes a surprise attack. It stabs its prey with its sharp beak. The beak injects a poison into the bug. The poison kills the bug. It also turns the bug's insides to liquid. Then the assassin bug gets its meal. It sucks up the watery guts using its straw-like mouth. If you get too close to an assassin bug, it might

Why is it important that the assassin bug's poison turns the prey's guts into liquid?

The assassin bug can suck up the watery guts of the bug. It uses its straw-like mouth to suck.

Correct answer may include:

the assassin bug has a straw-like mouth; they prey's guts need to be a watery liquid in order for the assassin bug to suck them up; the assassin

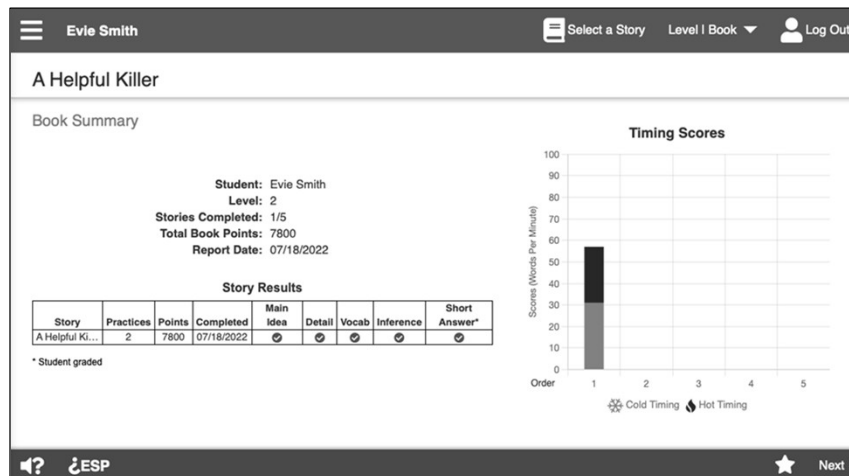
Hide correct answer

Is this answer correct?

☒ Yes ☐ No, try again

Next >

Book Summary




Did You Know?

Evie Smith Select a Story Level | Book Log Out

Did You Know?

Congratulations! You finished all the stories in Bugs!


Did you know...?



Some assassin bugs have sharp hooks at the ends of their legs. When the assassin bug catches its prey, the hooks dig into the prey so that it can't get away.

Dust mites do not drink water. They take water in through their bodies.

If your pillow is two years old, about ten percent of its weight could be made up of dust mites and their waste.

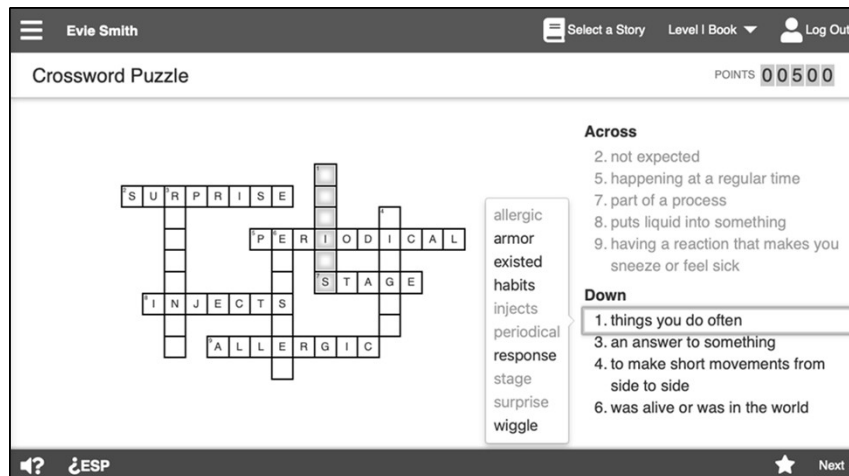


Cicadas are harmless. They do not sting, bite, ruin crops, or carry disease.

Male cicadas sing in groups of up to 1,000. Their singing can be as loud as a rock concert!

⏮️ ESP ⭐ Next ➡️

Crossword Puzzle



One Minute Reader Live Basics

Why It Works

How It Works

Who Benefits

Meeting
Various
Needs



Scheduling Read Live Programs



Read Naturally Live (or Español)

- 30 minutes per session preferred
- 3 to 5 days (5 preferred)

Word Warm-ups Live

- 10-minute warm up, or
20 to 30-minute intervention
- 3 to 5 days (5 preferred)



One Minute Reader Live

- Independent reading time
- Homework
- Summer reading

When to use...

One Minute Reader Live is ideal for:

- Independent reading time
- Additional practice to support intervention
- Homework during the school year
- Extra practice over holiday breaks
- Structured practice over summer break



Working in Both Programs

Students who are working in Read Naturally Live as an intervention may also access One Minute Reader Live for independent practice.

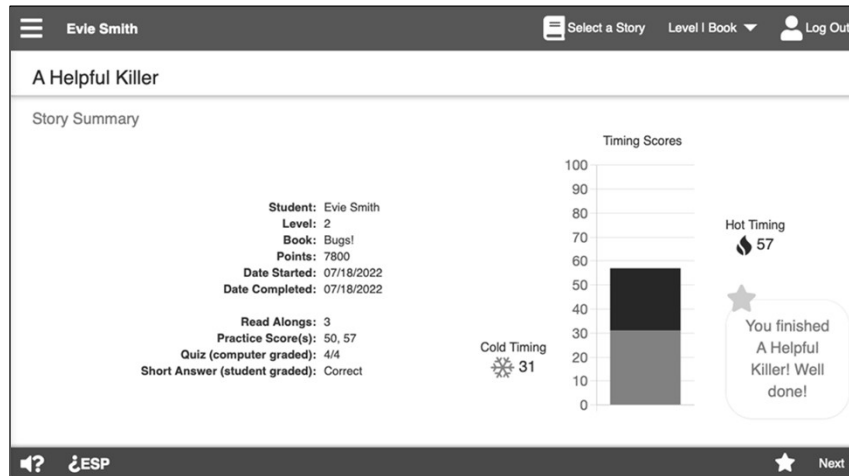


- Students work in One Minute Reader Live during silent sustained reading for structured, independent reading practice.
- Students can work in One Minute Reader Live during an intervention block while waiting to be placed in Read Naturally Live.
- Students can work in One Minute Reader Live during school breaks for additional practice.

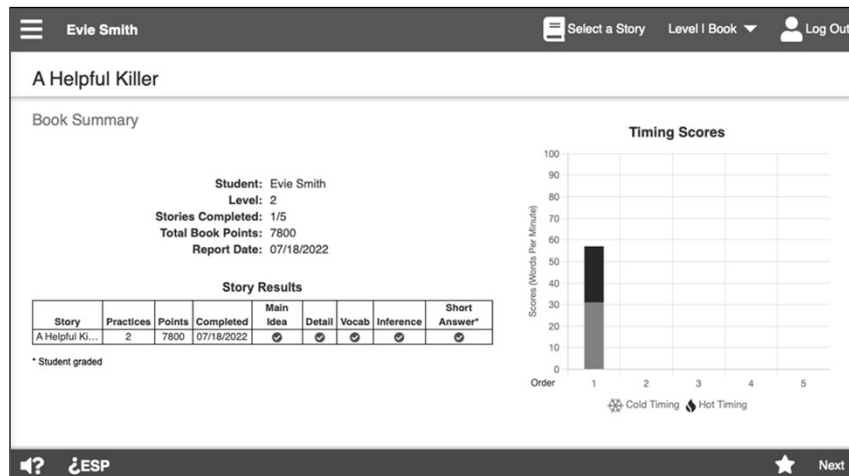
Demonstration: Reports and Adjustments



Story Summary



Book Summary



[illegible]

Options

Options

Read Along

Required Read Alongs

1

Read Alone

Required Practices

2

Save Cancel Restore defaults

Levels

Levels Available

E ON

1 ON

2 ON

3 ON

4 ON

5 ON

Defaults

- Read Along, 1
- Read Alone, 2

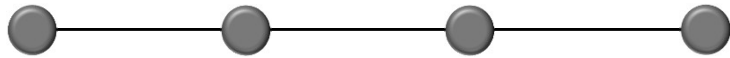
Adjustments

- Read Along, 0-3
- Read Alone, 1-5
- Levels, On or Off

One Minute Reader Live Basics

Why It Works

How It Works



Who Benefits

Meeting
Various
Needs





Read Live HELP Resources

Read Live Help

The Read Live Help page is designed to help Read Live users be successful. The main section includes how-to videos that guide you through important steps for setting up Read Live and working with students in Read Naturally Live, Word Warm-ups Live, One Minute Reader Live, and Read Naturally Live—Español. Additional resources, job aids, webinar recordings, and other training options can also be found here.

Get started quickly!

Book a time below with one of our Read Live experts for a personalized walkthrough. *Note: If you are new to Read Live and would like to book a demo, [click here](#).*

- ▶ Read Live Account Setup Support
- ▶ Read Live Implementation Support

Read Live

- ▶ Smart Start Guide
- ▶ Read Live User Guide
- ▶ More Information
- ▶ Job Aids

Read Live Overview

www.readnaturally.com/read-live-help



phone: 800.788.4085
email: info@readnaturally.com
website: readnaturally.com

[Connect with us!](#)

Questions?



Teacher Led Placement Directions

- ☐ Select a level.
- ☐ Conduct a 1-minute timing.
- ☐ Decide if the recommended level is a good fit.

Getting Started


- ☐ Have access to Read Live.
- ☐ Add students.
- ☐ Place students (optional).
- ☐ License students.
- ☐ Teach students to do the steps.



One Minute Reader **Live** Steps

1. Select a Story

Click to select a book. Then, click the story you want to read.



2. Cold Read

Time yourself reading. Then, view the graph.

It began long ago. It began in China. People began keeping fish. Some were brown. Some were gray. Their colors were not bright. One day, something happened. A fish turned orange.

6. Short Answer

Answer the short answer question. Click Next to check your answer.

How have goldfish changed?
They have different tails.

Repeat steps 1 through 6 for each story in the book.

3. Read Along

Click to learn the blue words. Then, read along with the narrator.

It began in China. People began keeping fish. Some were gray. Some were not bright. One day, something changed.

5. Quick Quiz

Answer the quiz questions. The answers fill in the Joke Jumble.

How did goldfish begin?

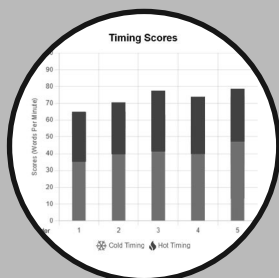
- ☒ g Brown and gray
- ☒ h One fish turned orange
- ☐ i People brought them from China

4. Read Alone

Practice reading on your own until you can read the story well.

63 67
Can you improve your score? Earn points with another story.

When a book is completed...



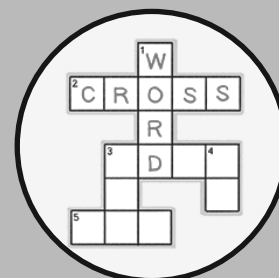
Book Summary

You review the results for this book and see the points you've earned.



Did You Know?

You see facts about the stories you read.



Crossword

You unlock the crossword puzzle.