


Read Naturally Live


Basics




Read Live
Platform

- Comprehensive research-based interventions
- Developed by Read Naturally, with a track record of more than 30 years in thousands of schools
- Provides differentiated instruction for RTI/MTSS
- Cloud-based platform for use anywhere, including remote learning







**Read
Naturally® Live**




**Word
Warm-ups® Live**







**One Minute
Reader® Live**



**Read Naturally®
Live–Español**



**Read Live
Programs**

Read Live Programs				
	 Read Naturally Live	 Word Warm-ups Live	 One Minute Reader Live	 Read Naturally Live–Español
Purpose	Fluency intervention that supports vocabulary, comprehension, and phonics (Phonics series)	<ul style="list-style-type: none"> Phonics intervention Can be paired with Read Naturally Live for fluency 	<ul style="list-style-type: none"> Structured, independent reading practice for any student Extra practice for a student working in RNL and/or WWL 	<ul style="list-style-type: none"> Builds native-Spanish speakers' fluency in reading Spanish Supports any student's Spanish reading development
Fluency, Vocabulary, Comprehension	<ul style="list-style-type: none"> Sequenced 1.0 – 8.0 Idioms 3.0 – 4.5 	One story exercise in each section	Levels E – 5 (early first through mid-fifth grade)	Sequenced 1.0 – 5.6
Phonics Emphasis	Phonics 0.8 – 2.7 Instruction in context of nonfiction stories	<ul style="list-style-type: none"> Level 1: One-syllable Level 2: Two-syllable Level 3: Multisyllabic 	No	No
English Learners	<ul style="list-style-type: none"> English content English or Spanish directions Spanish read along option 	English content	English content	<ul style="list-style-type: none"> Spanish content Spanish or English directions English read along option
Teacher Required	<ul style="list-style-type: none"> Cold-timing step (optional) Pass step 	Pass step	Students work independently	<ul style="list-style-type: none"> Cold-timing step (optional) Pass step

Overview



Read Naturally Live



Focus: Fluency & Phonics

Additional Support: Vocabulary, Comprehension, and Spelling


Overview



Read Naturally Live

Students ...

- Build fluency and motivation by reading short, nonfiction passages.
- Increase reading accuracy and expression with audio support.
- Strengthen comprehension and vocabulary.
- Develop automaticity in decoding (Phonics levels).
- Work independently most of the time.
- Experience success and an improved attitude toward reading.



Key Components of Teaching Reading

- Phonemic awareness
- Phonics
- Vocabulary
- Fluency
- Comprehension



What is reading fluency?

Fluent readers are able to read orally with:



- Appropriate speed
- Accuracy
- Proper expression

Oral reading fluency correlates highly with reading comprehension.

Measure	Validity Coefficients
Oral Recall/Retelling	.70
Cloze (fill in the blank)	.72
Question Answering	.82
Oral Reading Fluency	.91

(Fuchs, Fuchs, Hosp, & Jenkins, 2001)

What is Fluency?

Curriculum-Based Norms

50th Percentile Oral Reading Fluency Norms

Grade	Fall WCPM*	Winter WCPM	Spring WCPM
1	--	29	60
2	50	84	100
3	83	97	112
4	94	120	133
5	121	133	146
6	132	145	146

Hasbrouck, J., & Tindal, G. A. (2017)

*WCPM = words correct per minute

Curriculum-Based Norms

3rd Grade Oral Reading Fluency Norms

Grade	Fall WCPM*	Winter WCPM	Spring WCPM
Proficient	104 ^{75th %ile}		139 ^{75th %ile}
3	83 ^{50th %ile}	97 ^{50th %ile}	112 ^{50th %ile}
Struggling	59 ^{25th %ile}		91 ^{25th %ile}

Hasbrouck, J., & Tindal, G. A. (2017)

*WCPM = words correct per minute

Curriculum-Based Norms in Oral Reading Fluency

Grade	Percentile	Fall WCPM*	Winter WCPM*	Spring WCPM*
1	90		81	111
	75		47	82
	50		23	53
	25		12	28
	10		6	15
2	90	106	125	142
	75	79	100	117
	50	51	72	89
	25	25	42	61
	10	11	18	31
3	90	128	146	162
	75	99	120	137
	50	71	92	107
	25	44	62	78
	10	21	36	48
4	90	145	166	180
	75	119	139	152
	50	94	112	123
	25	68	87	98
	10	45	61	72
5	90	166	182	194
	75	139	156	168
	50	110	127	139
	25	85	99	109
	10	61	74	83
6	90	177	195	204
	75	153	167	177
	50	127	140	150
	25	98	111	122
	10	68	82	93
7	90	180	192	202
	75	156	165	177
	50	128	136	150
	25	102	109	123
	10	79	88	98
8	90	185	199	199
	75	161	173	177
	50	133	146	151
	25	106	115	124
	10	77	84	97

*WCPM = words correct per minute

Hasbrouck, J., & Tindal, G. A. (2006)

A Non-Fluent Reader



Students become fluent by reading.




Just setting aside
time for independent
silent reading is not
sufficient.

(National Reading Panel Report, 2000)

In 10 minutes of independent reading ...

A fluent reader might
read 2,000 words.

A struggling reader might
read only 500 words.



Equal practice time, unequal practice

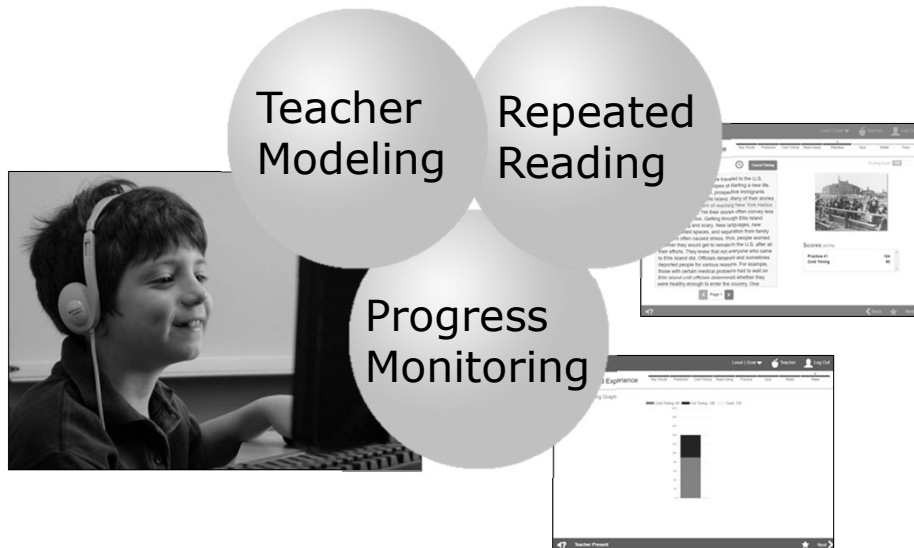
Research-Proven Strategies

Teacher
Modeling

Repeated
Reading

Progress
Monitoring

The Read Naturally Strategy



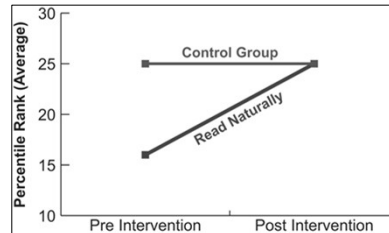
The Original Results

The table below shows the mean number of words read correctly per minute and average number of words gained per week for third-grade students.

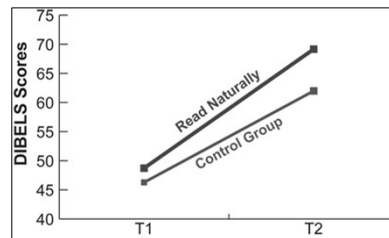
	October Mean	November Mean	March Mean	Average Weekly Gain	
				Phase 1	Phase 2
Special Education	34.0	50.7		2.35	
Title I	50.2	58.7	87.6	1.23	2.15

Strong Evidence for the Read Naturally Strategy

Christ, T. J., & Davie, J. (2009). Empirical evaluation of Read Naturally effects: A randomized control trial.



Arvans, R. (2010). Improving reading fluency and comprehension in elementary students using Read Naturally.



Focus: Fluency & Phonics

Additional Support: Vocabulary, Comprehension, and Spelling

Overview



Content

Three Series/Thirteen Reading Levels

- Sequenced Series 1.0 – 8.0
- Phonics Series 0.8 – 2.7
- Idioms Series 3.0 – 4.5

Appropriate for

- Skill Level: Grades 1-8
- Intervention Range: Beginning reader to adult

Use

- 30 – 45 minutes per session
- Three to five sessions per week



Planning and Setting Up

Read Naturally Live Curricula

Series and Level Options

Read Naturally Live			
Reading Level	Sequenced	Phonics*	Idioms
1.0	1.0	0.8	
1.5	1.5	1.3	
2.0	2.0	1.8	
2.5	2.5	2.3	
3.0	3.0	2.6 2.7	3.0
3.5	3.5		3.5
4.0	4.0		4.0
4.5	4.5		4.5
5.0	5.0		
5.6	5.6		
6.0	6.0		
7.0	7.0		
8.0	8.0		

*Phonics Content by Level	
0.8	short vowels
1.3	long vowels
1.8	blends/digraphs
2.3	r-controlled & other letter combinations
2.6	short vowels (one- & two-syllable words)
2.7	long vowels (one- & two-syllable words)

Sequenced Series

The screenshot displays the Read Naturally Live interface for a user named Amy Rivera. The lesson is titled 'Painting With Eggs'. The interface shows the 'Read Along' mode with a play button and a 'Cancel Read Along' button. The text on the left side of the screen reads: 'An Italian Renaissance painter gathered his materials. He got stones, eggs, brushes, and a wooden panel to paint on. Why did he need stones and eggs? And what about paint? Artists during this time period made their own paint. For color, they used many different pigments. Some pigments came from minerals like stones. Other pigments came from plants and animals. Some pigments were toxic, so artists had to be careful!' The text on the right side of the screen is in Spanish: 'Un pintor italiano del Renacimiento juntó sus materiales. Él juntó piedras, huevos, pinceles y un panel de madera para pintar. ¿Por qué necesitaba él piedras y huevos? Y, ¿qué de su pintura? Los artistas durante esta época hacían sus propias pinturas. Para color, ellos usaban muchos pigmentos diferentes. Unos pigmentos venían de minerales como piedras. Otros pigmentos venían de plantas y de animales. Unos pigmentos eran tóxicos, así que los artistas tenían que tener cuidado!' The interface also includes a 'Required Read Alongs' section with a star icon and a 'Page 1' indicator.

Read Naturally Live Curricula

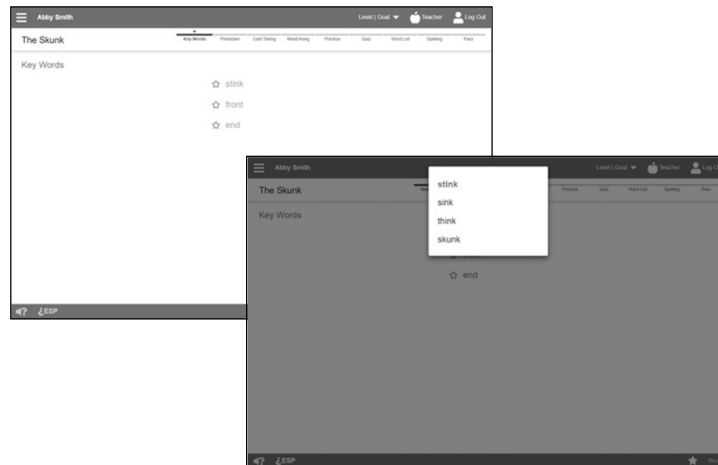
Series and Level Options

Read Naturally Live			
Reading Level	Sequenced	Phonics*	Idioms
1.0	1.0	0.8	
1.5	1.5	1.3	
2.0	2.0	1.8	
2.5	2.5	2.3	
3.0	3.0	2.6 2.7	3.0
3.5	3.5		3.5
4.0	4.0		4.0
4.5	4.5		4.5
5.0	5.0		
5.6	5.6		
6.0	6.0		
7.0	7.0		
8.0	8.0		

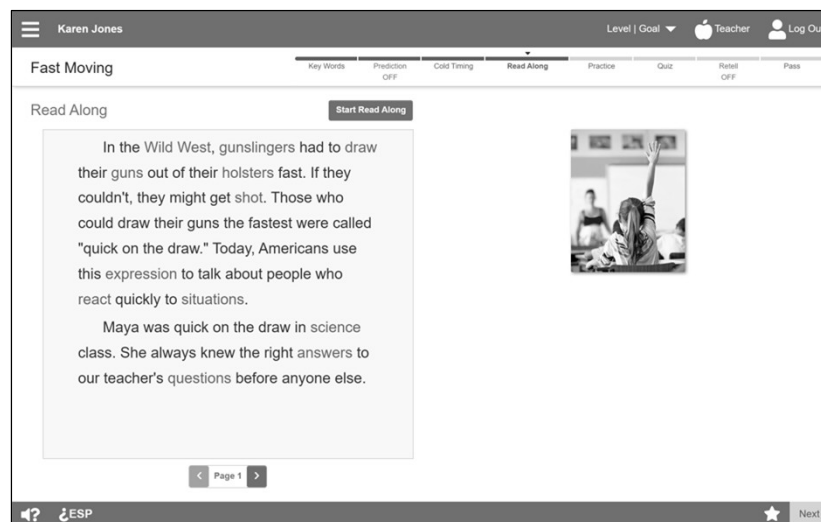
Spanish Translations



Phonics Series



Idioms Series



Setting Up Workspace and Schedule

Workspace

- Resource room
- Reading lab
- Classroom station
- Computer lab
- Extended day



Teacher-to-student ratio: 1:8

Scheduling

- 30–45 minutes per session
- 3 to 5 days per week (5 preferred)

Placing Students

- Determine Level



- Select Series




- Set Story Goal




Implementing the Steps

Implementation Resources



A Student's Guide to
Read Naturally Live
Video Series



Read Naturally Live
Lesson Plan



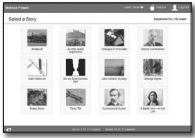
Placing Students



- Teacher Module
 - Enrolling a student
 - Licensing a student
 - Adjusting Story Options
- Placement Test
- Student Steps
- Reports



Read Naturally **Live** Steps



1. Select a Story

Click the story you want to read.



2. Key Words

Click to learn the key words.



3. Prediction

Predict what the story will be about.



4. Cold Timing

Time yourself reading, and then view the graph.



5. Read Along

Read along with the narrator.



6. Practice

Practice reading on your own.



7. Quiz

Answer the quiz questions.



8. Retell/Word List-Spelling

Retell the story or practice reading words from a phonics lesson.



9. Pass

Read the story to your teacher, and then view the results together.



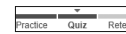
Opening Read Naturally Live

On the Student Login page, enter your account ID, user ID, and password, and click Log In.



Closing Read Naturally Live

Always click Log Out to close the program.



Progress Bar

The bar at the top of the screen shows where you are in the steps.



Repeating Instructions

Click to hear the instructions again.



Using the Reading Guide

Click to turn the reading guide on or off.



Starting the Timer

Click to start timing yourself reading the story.



Stopping and Restarting

Click if you want to stop reading so you can start over.




Finishing a Story


Click if you finish reading a story before the bell sounds.





Wordtastic


Play this word game while you wait for your teacher to log in. Click the best answer to score points.





Read Naturally[®] Live


Word Warm-ups[®] Live


One Minute Reader[®] Live


Read Naturally[®] Live—Español


Read Live Programs


Read Live HELP Resources



The Read Live Help page is designed to help Read Live users be successful. The main section includes how-to videos that guide you through important steps for setting up Read Live and working with students in Read Naturally Live, Word Warm-ups Live, One Minute Reader Live, and Read Naturally Live—Español. Additional resources, job aids, webinar recordings, and other training options can also be found here.

Get started quickly!

Book a time below with one of our Read Live experts for a personalized walkthrough. *Note: If you are new to Read Live and would like to book a demo, [click here](#).*

- ▶ Read Live Account Setup Support
- ▶ Read Live Implementation Support

Read Live

- ▶ Smart Start Guide
- ▶ Read Live User Guide
- ▶ More Information
- ▶ Job Aids

www.readnaturally.com/read-live-help



phone: 800.788.4085
email: info@readnaturally.com
website: readnaturally.com

[Connect with us!](#)

Questions?

