



## Read Live's School-to-Home Connection


Presented by: Ben Weisner  
ben@readnaturally.com

## School-to-Home Connection

### **More important than ever, as Summer approaches:**

- Parents are valuable partners as they support students working in Read Live at home.
- Teachers need to clearly communicate the role of the parent as an assistant.
- Teachers need to provide information and links to resources so parents understand what to do.





## Using Read Live at Home



 **Read  
Naturally<sup>®</sup> Live**





 **Word  
Warm-ups<sup>®</sup> Live**

 **One Minute  
Reader<sup>®</sup> Live**

 **Read Live**

 **Read Naturally<sup>®</sup>  
Live—Español**

## Choosing the Appropriate Program

	 Read Naturally Live	 Word Warm-ups Live	 One Minute Reader Live	 Read Naturally Live - Español
Purpose	<ul style="list-style-type: none"> <li>Fluency intervention that supports vocabulary, comprehension, and phonics (Phonics series)</li> </ul>	<ul style="list-style-type: none"> <li>Phonics intervention</li> <li>Can be paired with Read Naturally Live for Fluency</li> </ul>	<ul style="list-style-type: none"> <li>Structured, independent reading practice—any student</li> <li>Extra practice for a student already working in RNL and/or WWL</li> </ul>	<ul style="list-style-type: none"> <li>Builds native-Spanish speaker’s fluency in Spanish</li> <li>Supports any student’s Spanish reading development</li> </ul>
Fluency, Vocabulary, Comprehension	<ul style="list-style-type: none"> <li>Sequenced 1.0 - 8.0</li> <li>Idioms 1.0 - 4.5</li> </ul>	One story exercise in each section	Levels E - 5 (early first through mid-fifth grade)	Sequenced 1.0 - 3.5
Phonics Series/Phonics Emphasis	Phonics 0.8 - 2.7 Instruction in context of non-fiction stories	Phonics intervention <a href="#">Level 1: One Syllable Words</a>	No	No
English Language Learners	<ul style="list-style-type: none"> <li>English Content</li> <li>English or Spanish directions</li> <li>Spanish read along option</li> </ul>	English content	English content	<ul style="list-style-type: none"> <li>Spanish content</li> <li>Spanish or English directions</li> </ul>
Teacher Required	<ul style="list-style-type: none"> <li>Cold Timing step (optional)</li> <li>Pass step</li> </ul>	<ul style="list-style-type: none"> <li>Cold Timing step</li> <li>Pass step</li> </ul>	No	<ul style="list-style-type: none"> <li>Cold Timing step (optional)</li> <li>Pass step</li> </ul>

## How Do Students Log In?

- Need appropriate device and internet
- Go to: [readlive.readnaturally.com](http://readlive.readnaturally.com) or use iPad app
- Enter student credentials
  - Account ID (000#####)
  - User ID
  - Password
- Make sure to log out when done; sessions are saved

## Tips to Help Parents

- [Student's Guide to Read Naturally Live](#)
- Provide PDF of stories for parents to review and for student to use for comprehension support
- Adjust story options to allow students to perform cold timing independently
- Emphasize parent can assist student when help is requested but student should be working mostly independently

## Tips to Motivate Students

- Create a monthly chart for the refrigerator. Have student color in a block for each story completed per week.
- Challenge student to see how often they can get 100% on the quiz questions on the first attempt.
- Create a goal of **xx** number of stories completed each week, and provide rewards.
- "[Motivation That Sticks!](#)"
- [Over 100 articles that mention "motivation"](#) on our web site.



## Parents as Assistants

### Read Live Assistant Role

- Do not give parents your password.
- Account admin or school coordinator can create a Read Live Assistant.
- Assistants can conduct timings and choose remedial actions, but can't view or modify student data.
- Create ONE Assistant account or MANY.
- Provide training resources, discuss expectations.

## What Can Assistants Do?

- From within the Student module:
  - Conduct cold timings and pass activities
  - Review student work
  - Reset story
  - Print stories
  - Print awards

## Teacher Menu

The screenshot shows the 'Teacher Menu' interface. On the left is a sidebar with options: Print Stories, Print Awards (with a dropdown arrow), Specific Story, Work in Level, Review Work, Change Series/Level/Goal (highlighted with a red bracket), Change Story Options (highlighted with a red bracket), Reset Story, and Retest Timing. The main area shows 'Series' set to 'Sequenced' and 'Level' set to '3.5'. Below this is a confirmation dialog: 'Do you want to reset these stories?'. It contains a table with columns for 'Story Title' and 'Completion Date', and a 'NO' checkbox for each row. The first row, 'Zebras', has a 'YES' checkbox selected. Below the table are 'Reset Selected Stories' and 'Cancel' buttons.

	Story Title	Completion Date
<input checked="" type="checkbox"/>	Zebras	In progress
<input type="checkbox"/>	Three-Legged Man	06/03/2015
<input type="checkbox"/>	Atlantis—Found?	04/11/2014
<input type="checkbox"/>	Old Faithful	04/11/2014

Read Live Assistants Parent Assistant Log Out

Home  
Waiting List

skill that can significantly impact students both inside and outside the classroom. By assisting with the Read Naturally Live program, you can help make a difference in the lives of the students with whom you work.

Read Naturally Live is a research-based program that enables students to become fluent readers. Students complete most of the Read Naturally Live steps independently, but you will help students with the steps that require an adult.

The resources below will help explain how to assist students working in Read Naturally Live.

**Resources**

- Waiting List
- The Steps of Read Naturally Live
- Conducting a One-Minute Timing
- Determining if a Student has Passed
- Responding if a Student Does Not Pass
- Read Live User Guide

**Overview for Assistants**  
This video covers some basics about the role of a Read Live Assistant.

**Read Naturally Live**  
Overview for Assistants

0:00 / 10:46

- Working Through a Story – part 1
- Working Through a Story – part 2
- Working Through a Story – part 3
- Working Through Phonics Stories
- Options for Students Who Do Not Pass a Story

## Supporting Assistants

- Assistant can log into Staff module with their Assistant ID
- [Empowering Parents to Complete Pass Activities](#)
- [Read Live Assistant intro/overview email template](#)
- [Overview for Assistants video](#)
- [Student's Guide to Read Naturally Live](#) video series
- Steps poster ([ENG](#) / [SP](#))

## Resources

- More info
  - [Q&A: Read Live Roles](#)
  - [Using Read Live at Home](#)

Adjusting Story  
Options



## Adjust Story Options

- Allow student to perform cold timing without requiring teacher or parent to be present.
- Access from Staff or Student modules.
- Make other adjustments as necessary. For example:
  - Adjust time or remove requirements for prediction and/or retell
  - Add Spanish read along for some students

Change Story Options for Bernice Abbott  
Sequenced 3.5 / 120 words correct per minute

<input checked="" type="checkbox"/> Key Words	<input checked="" type="checkbox"/> Read Along Required read alongs <input type="text" value="3"/>	<input checked="" type="checkbox"/> Quiz
<input checked="" type="checkbox"/> Prediction Time limit (minutes) <input type="text" value="2"/>	Speed <input type="text" value="Auto"/>	<input checked="" type="checkbox"/> Retell (Sequenced & Idioms only) Time limit (minutes) <input type="text" value="5"/>
<input checked="" type="checkbox"/> Cold Timing Teacher required <input type="text" value=""/>	<input checked="" type="checkbox"/> Spanish Read Along ⓘ Practice Duration ⓘ <input type="text" value="1 minute"/>	<input checked="" type="checkbox"/> Word List (Phonics only) Duration <input type="text" value="1 minute"/>
	Required practices <input type="text" value="1"/>	<input checked="" type="checkbox"/> Enable recording features ⓘ

## Resources

- Videos
  - [Read Naturally Live: Setting story options](#)
- More info
  - [Story Options: Customizing the Program for Students](#)

Communicating  
with Parents

## School-to-Home Communication Tools

- Email or print and mail
  - Welcome letter ([ENG](#) / [SP](#))
  - [Summer letter](#)
  - Progress letter (Staff)
  - Certificates and awards (Staff)
  - Copy of story (Staff or Student)
  - Story details report (Staff or Student)

## Other Print Resources

- You can share PDFs via Google Classroom, Zoom, or email to parents. If there's no internet at home, mail packets with stories and glossaries
  - Print stories; includes quiz and word list
  - Placement passages
  - [Crossword puzzles](#)
  - [Glossary](#)
- Visit [Read Live Help](#) page

## Add Contacts for Easier Communication

Students > Student Details Joe Teacher

**Student Details for Melissa Powell**  
\*Required

<b>Student Information</b>	<b>Student Login Info</b>	<b>Contact 1</b>
*First Name Melissa	*Student User ID mpowell	Relationship Mother
*Last Name Powell	*Password *****	First Name Janet
Status Active	*Verify Password *****	Last Name Powell
Student ID 1234	License	Email jpowell@readnaturally.com
*Grade 4	License this student? Yes	<b>Contact 2</b>
*School Peter Hobart Elementary	Lead Teacher Teacher, Joe	<p>Entering contact information enables the student's lead teacher to send progress letters and awards to the contact. If two contacts are entered, messages will be sent to both.</p>
Homeroom Unassigned		Last Name

## Resources

- More info
  - [Communicating With Parents/Guardians](#)
  - [How To: Communicating with parents and guardians](#)
  - [Partnering With Parents for Reading Success](#)

## Combatting Summer Slide

### Reading skills adversely affected by pandemic...

*"Overall, students' reading fluency in second and third grade is now approximately 30 percent behind what would be expected in a typical year.*

*Reading fluency is fundamental for academic development more broadly, the researchers said, because problems with this skill can interfere with students' ability to learn other subjects as they make their way through later grades."*



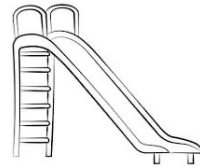
Stanford Graduate School of Education research study

<https://news.stanford.edu/2021/03/09/reading-skills-young-students-stalled-pandemic>

## What is Summer Slide?

### According to a Brookings Institute report:

- Learning and achievement are perishable—students decline over the summer by one month of school-year learning.
- Summer slide contributes to a greater achievement gap.
- Research shows a link between socioeconomic status and the amount of loss of reading skills over the summer.
- Studies show older students lose more achievement over the summer than younger students.



## Faucet Theory


### Resource faucet during school year:

- Good teachers
- Strategic instruction
- Effective programs/curriculum



### Keep the faucet running in summer:

- Get students to the library.
- Keep the communication going.
- Assign work over the summer.
- Recommend a home version of a program that is successful at school.





## Using Read Live Over Summer

### Considerations/Caveats

- Students may “use up” curriculum.
- Students will have the same goal all summer unless you intervene.
- Most parents are not trained educators and may not respond in ways that maximize student progress.
- Parents may be biased and scores may not be accurate.

## Actions/Mitigations

- Discuss plan of student work over summer with student's teacher for coming year.
- Monitor student performance by checking reports periodically. You may need to change goals, levels, options.
- Train parents, communicate expectations, and stay in contact over summer.



One Minute  
Reader Live





- Structured, independent reading practice for developing readers of all ages, and without direct teacher involvement
- Highly-effective instruction using the Read Naturally Strategy
- Improvement in fluency, vocabulary & comprehension



- For readers of all ages who would benefit from structured, independent reading—
- Motivating, informational text for reluctant readers
- Challenging reading material for young, advanced readers
- For students also working in Read Naturally Live—extra reading practice at home or at school
- For students about to graduate from Read Naturally Live—ready for more independent reading



- Six levels, early reader to fifth grade
- Four books per level, and five non-fiction stories per book
- Interactive vocabulary
- Quick Quiz
- Fun activities and gamified experience

### Program Comparison



Use/ appropriate for	Any student needing reading intervention (Special Ed, Title 1, Tier 2 or 3 intervention)	<ul style="list-style-type: none"> <li>▪ Any student who would benefit from structured, independent reading</li> <li>▪ Additional practice for a student also working in Read Naturally Live</li> </ul>
Content	<ul style="list-style-type: none"> <li>▪ Reading levels 1-8 (29 levels)</li> <li>▪ Series include Sequenced, Phonics, Idioms, and Español</li> </ul>	<ul style="list-style-type: none"> <li>▪ Reading levels E-5 (6 levels)</li> <li>▪ Stories grouped by theme/topic</li> </ul>
Teacher Involvement	Students work mostly independently—teacher involvement for some steps	Students work without direct teacher involvement
Reports	Reports for monitoring progress (fluency, comprehension, phonics)	Reports for monitoring progress (fluency, comprehension)

## Resources

- Videos
  - [Introducing One Minute Reader Live](#)
  - [Working Through a Story](#)
  - [Student's Guide to One Minute Reader Live](#)
- More info
  - [Steps Poster](#)
  - [Parent Letter](#)
  - [Fidelity Checklist](#)
  - [Placement Guide](#)
  - [Read Live User Guide](#)



**Read Live**

## Free Resources

[Read Live Help page:](#)

- Read Live Help Videos
- Read Live Guides
- Read Live Help Topics
- Knowledgebase Topics
- Free Training & Webinars
- Training for Students
- Read Naturally Live Job Aids

