

# How to Support Students Learning English in the Classroom

Lori Helman, PhD  
University of Minnesota  
March 19, 2020



1

## Welcome!

A bit of background about me-

- Elementary bilingual teacher
- District literacy coordinator
- New teacher program leader
- University professor, researcher, & teacher educator



COPYRIGHT © 2020 ASCD

2

## Today's Webinar Focus


To improve schooling for students learning in a new language, educators should increase their capacity for:

- making their instruction more explicit so that it is understandable to language learners
- engaging students in interactions
- valuing students' home language resources and connecting them to learning English.

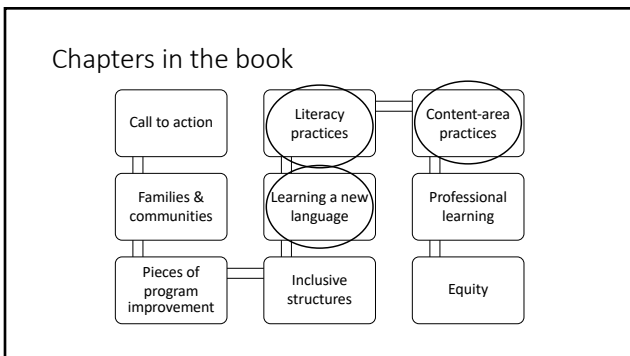
3

Today's talk is centered around a new ASCD book

This book presents a **schoolwide approach** to support K-8 emergent bilinguals. The focus of today's webinar is on the behaviors teachers use to improve the instruction they deliver to students in the classroom.



4




5

## Key practice #1: Enhancing explicitness

*The WHY*


Visuals, hands-on materials, picture-print connections, translations, direct demonstration/modeling, and the focus on important information make lessons easier to understand and follow.



6

Explicitness is enhanced by...


- highlighting critical information on written or oral instructions
- creating procedure charts, rubrics, and "how to" guides
- providing photos or other visual information
- demonstrating what is expected
- providing feedback for student performance.




7

Compare the following:

Not very explicit




More explicit




8

Compare the following:

Not very explicit




More explicit




9

Compare the following:

Not very explicit




More explicit



10

Key practice #2: Engage students in interactive lessons


The WHY  
Interaction allows students to practice new skills in low-stress settings, motivates them to participate, helps them show what they know in multiple ways, and increases the feedback they receive from peers.




11

Compare the following:

Not very interactive





More interactive



12

Compare the following:



Not very interactive                      More interactive

13

Compare the following:


Not very interactive                      More interactive

14

Key practice #3: Show that you value students' home language skills and connect them to learning English



*The WHY*  
New learning builds on what we already know. Making connections to students' background knowledge enhances new conceptual learning. It also demonstrates that the student's whole being is valued—their language, culture, and home communities, too.



15

Compare the following:

Doesn't value home languages                      Values home languages

16

Compare the following:

Doesn't value home languages                      Values home languages

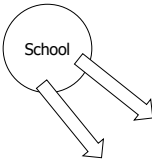
"Do you know the answer?"

"Tell me how to say that in your home language."


17

Compare the following:

Doesn't value home languages                      Values home languages



Bidirectional



18

Questions to ponder...

- How can I add enhancements to make my instruction more explicit?
- How can I assess my students' understanding of procedural and content knowledge in class?
- Is there a multi-modal way for students to demonstrate the content?
- Are there visuals or artifacts that will help students to better understand the task?
- Will talking with family members help me understand the student's skills?



19

Engaging  
With Your  
Questions



20

Thank you  
for being a  
part of our  
session!



21